

K52 + K54

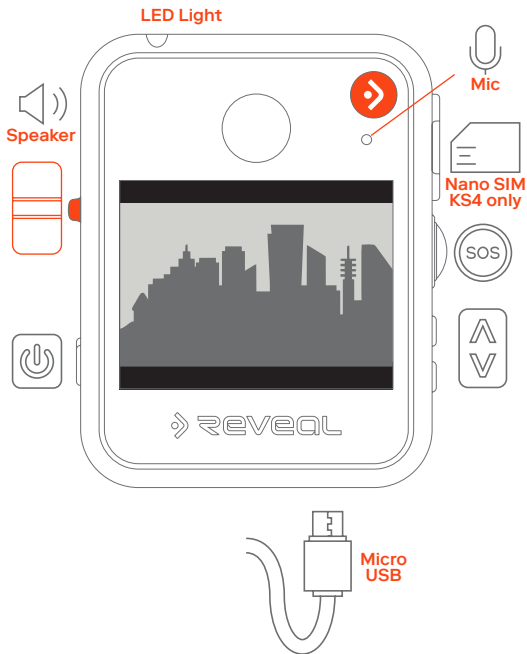
KS-series Operation

V1.0

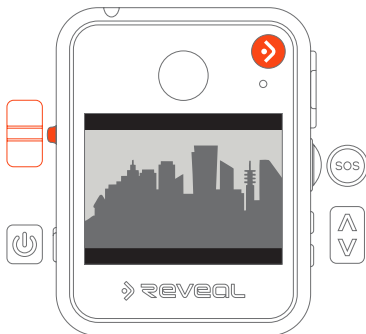


EN





Basic functions



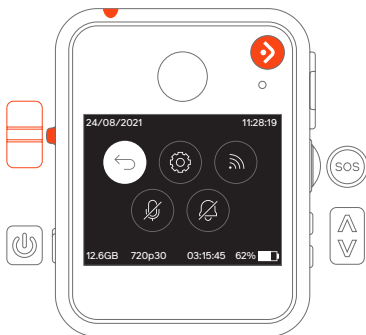
Basic functions










Button Functionality

	Function
	Start Recording
	End Recording
	Power On (2s) Power Off (2s) Standby (Click) Select Menu Item (Click)
	SOS Mode (Streaming)
	Open Menu Navigate Menu Stealth Mode (2s)

Menu Navigation



Button Functionality

Menu Item	Function
	Open Menu Navigate Menu
	Select Menu Item (Click)
	Back
	Settings
	Streaming
	Audio Mute
	Stealth Mode

Menu Navigation







Screen Data

A	Current date
B	Current time
C	Remaining storage
D	Recording resolution
E	Available recording time
F	Battery charge

Recording



Button Functionality

Buttons	Function
	Start Recording
	End Recording
	Mark as Important
	SOS Mode (Streaming)
	Open Menu Navigate Menu Stealth Mode (2s)

Recording

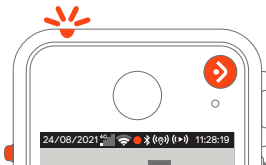
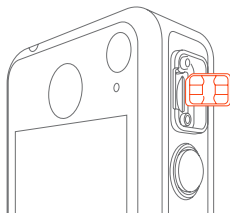


Screen Data

A	Current date
B	Recording indicator (red)
C	Current time
D	Remaining storage
E	Recording resolution
F	Elapsed recording time
G	Battery charge
H	Audio mute indicator
I	Important indicator

SIM Card Insertion (KS4 only)

- 1) Remove the two fixing screws from the SIM card cover using the tool provided.
- 2) Insert the SIM card as per the illustration.
- 3) Fix the SIM card cover back in place. Ensuring the screws are tightened to maintain waterproofing.



Notifications

LED light

Operation	
	Powered on
	Standby
	Recording
	Pre-Recording
	Trigger Mode
	Connecting*
	Connected*
Charging	
	Charging
	Fully charged
DEMS 360	
	Uploading
	Deleting files
	Not booked out & Charging
	Not booked out & Charged
	Booked out & Charging
	Booked out & Charged
	Updating Firmware

Connectivity

	No SIM Card*
	SIM Card, LTE inactive*
	Signal Strength and band*
	Wi-Fi Signal Strength
	Bluetooth trigger mode
	Video Streaming Enabled, but not active
	Video Streaming Active
	GPS enabled but no fix + Sat Count
	GPS enabled with fix + Sat Count
	GPS Streaming Enabled, but no fix
	GPS Streaming Active with fix

*KS4 only

Battery Safety and Storage

Battery safety

Reveal's body cameras use lithium ion batteries which are common in most portable devices such as radios and mobile phones. Reveal's cameras are safety tested with the appropriate certification.

Damage to a lithium ion battery can cause excessive heat build-up often associated by an audible "hissing" sound, smoke and, in extreme cases, combustion. The KS-Series casing provides a significant degree of battery protection, however, if the case becomes punctured or crushed by excessive forces, then there is a risk of battery damage. Therefore, we recommend that the user of cameras performs a risk assessment as to the role of the wearer and likelihood of excessive trauma to the camera.

If a camera becomes excessively hot or emits any unusual sounds or smoke then:

- Immediately detach the camera and place in a safe area.
- Do not charge the camera.
- Contact Reveal Support.

Storage

Store in dry place, away from direct sunlight and sources of heat, at a temperature between -20°C and 50°C (-4°F to 122°F).

Lithium ion battery discharge naturally over extended periods of time and if not charged for prolonged periods of time, may deteriorate resulting in reduced performance and failure.

If your KS-Series camera is kept in long-term storage it should be charged to at least 50% of full charge every six months. Your warranty may be invalidated if you fail to recharge your battery regularly or to follow other instructions for the storage, installation, commissioning, use or maintenance of the camera.